

"IT'S THE ANALYTICS FOR ME..."



613

of times on demand sessions watched to date



2,109

times attendees logged into the virtual platform



3,702

of times booths were visited



555

of total appointments requested



of times sessions were bookmarked



471

items dropped in eBags



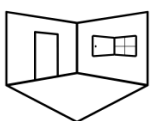
1,352

of total game points earned



3,898

of times session webinars watched



14,892

times attendees visited all the virtual platform "rooms"



804

times exhibitor company profiles visited



483

times booth chats visited



197

of times exhibitor documents viewed



TEC INSIDER DAY – 24 DEMOS

TOTAL VIEWS: 1,542




771 Total Participants with total AVG time of 22.79 mins



Most Engagement in Chat (29 ppl)

WICKET


Total of 129 chats



Most Biz Cards Dropped (18)

WICKET

Total of 123 cards dropped



Most Mtg. Requests (2)


PATHABLE by CB

Total of 8 meeting requests were made



Highest Attended Demo (101 ppl)

OPENWATER



Most Active Q&A (13 quest.)

PATHABLE by CB

Total of 148 questions asked